

Hello Irresistible Suite Collection Square Hello Card

Laura Milligan
laura@lauramilligan.com
www.lauramilligan.com

bee creative
TUTORIAL
www.lauramilligan.com



MEASUREMENTS:

- Basic White Thick Card Base - 4 1/4 x 8 1/2 , Scored at 4 1/4
- Hello Irresistible DSP - 4 x 4 (layer), 1 1/2 (for die-cut sentiment)
- Basic White - 3 1/4 x 3 1/4

Hello Irresistible Suite Collection Square Hello Card

Laura Milligan
laura@lauramilligan.com
www.lauramilligan.com



INSTRUCTIONS:

1. Burnish the fold of the card base with a Bone Folder.
2. Adhere the DSP layer to the card base with Stampin' Dimensionals.
3. Crop the center of the Basic White layer with the Irresistible Blooms die. Adhere with Multipurpose Liquid Glue.
4. Stamp the sentiment in Versamark onto the DSP layer. Cover with white Basics Embossing Powder. Set with a Heat Tool.
5. Crop with the Stylish Shapes 1-1/4 Circle Die. Adhere with a Stampin' Dimensional.
6. Embellish by adhering Loose Frosted Dots as shown with a Fine-Tip Glue Pen.

Click to
Shop
Online Now!

Hello Irresistible Suite Collection

Square Hello Card

Laura Milligan
laura@lauramilligan.com
www.lauramilligan.com



Stampin' Cut &
Emboss Machine -
149653

Price: \$125.00




Multipurpose
Liquid Glue -
110755

Price: \$4.00



Stampin'
Dimensionals -
104430

Price: \$4.25



Basic White 8-1/2"
X 11" Cardstock -
159276

Price: \$10.25



VersaMark Pad -
102283

Price: \$9.50



Heat Tool - 129053

Price: \$30.00




Basics Embossing
Powders - 155554

Price: \$18.00




Paper Trimmer -
152392

Price: \$25.00




Embossing
Additions Tool Kit -
159971

Price: \$27.00



Basic White 8-1/2"
X 11" Thick
Cardstock -
159229

Price: \$8.75



Fine-Tip Glue Pen
- 138309

Price: \$7.00

Add All to Cart