

Sparkling Holiday Cheer: Easy Gold-Embossed Cards with the Sweetest Star Bundle

Laura Milligan

laura@lauramilligan.com

www.lauramilligan.com

bee creative
TUTORIAL
www.lauramilligan.com



DIMENSIONS:

- Basic White Thick card base – 4 1/4 x 11, scored at 5 1/2
- Basic White Cardstock - 5 1/4 x 4, 4 1/4 x 2 3/4 (die-cut label)
- Cherry Cobbler and Shaded Spruce Cardstock - 4 x 3 (for cropping)
- Gold Mercury Vellum - 4 3/4 x 3 1/2

Sparkling Holiday Cheer: Easy Gold-Embossed Cards with the Sweetest Star Bundle

Laura Milligan
laura@lauramilligan.com
www.lauramilligan.com



INSTRUCTIONS:

1. Burnish the fold of the card base with a bone folder.
2. Wrap the large Basic White layer with Shaded Spruce 1/2" Satin & Sheer Ribbon, securing in place and to the card base with Stampin' Dimensionals.
3. Adhere the Mercury Vellum with Multipurpose Liquid Glue.
4. Crop the Basic White with a Stampin' Cut & Emboss Machine and the largest Designer Tags die.
5. Stamp the sentiment in Versamark Ink onto the bottom of the tag as shown. Cover with gold WOW! Metallic Embossing Powder and set with a Heat Tool.
6. Thread Cherry Cobbler & Gold Satin Ribbon through the ribbon slots and secure on the left with a bow.
7. Adhere to the card with Stampin' Dimensionals.
8. Stamp the two star images (Sweetest Star Stamp Set) in Versamark Ink onto Cherry Cobbler and Shaded Spruce cardstock. Cover with gold WOW! Metallic Embossing Powder and set with a Heat Tool.
9. Crop with the coordinating Sweetest Star punch.
10. Adhere with Stampin' Dimensionals.
11. Embellish with gold Neutrals Adhesive-Backed Sequins.



Sparkling Holiday Cheer: Easy Gold-Embossed Cards with the Sweetest Star Bundle

Laura Milligan
laura@lauramilligan.com
www.lauramilligan.com



[Sweetest Star Bundle \(English\) - 164098](#)

Price: \$38.50

Add to Cart



[Sweetest Star Photopolymer Stamp Set \(English\) - 164292](#)

Price: \$20.00

Add to Cart



[Sweetest Star Punch - 164097](#)

Price: \$23.00

Add to Cart



[Multipurpose Liquid Glue - 110755](#)

Price: \$6.00

Add to Cart



[Stampin' Dimensionals - 104430](#)

Price: \$4.25


Add to Cart



[Stampin' Cut & Emboss Machine - 149653](#)

Price: \$130.00

Add to Cart



[Basic White 8-1/2" X 11" Thick Cardstock - 159229](#)

Price: \$11.25

Add to Cart



[Basic White 8-1/2" X 11" Cardstock - 159276](#)

Price: \$13.00

Add to Cart



[Paper Trimmer - 152392](#)

Price: \$28.00


Add to Cart



[Paper Snips Scissors - 103579](#)

Price: \$12.00

Add to Cart



[Embossing Additions Tool Kit - 159971](#)

Price: \$27.00

Add to Cart



[VersaMark Pad - 102283](#)

Price: \$9.50

Add to Cart



[Metallics Wow! Embossing Powder - 165678](#)

Price: \$21.00

Add to Cart



[Heat Tool - 129053](#)

Price: \$32.00

Add to Cart



[Cherry Cobbler 8-1/2" X 11" Cardstock - 119685](#)

Price: \$11.50


Add to Cart

Sparkling Holiday Cheer: Easy Gold-Embossed Cards with the Sweetest Star Bundle

Laura Milligan

laura@lauramilligan.com

www.lauramilligan.com



[Shaded Spruce 8-1/2" X 11" Cardstock - 146981](#)

Price: \$11.50

[Add to Cart](#)



[Shaded Spruce 1/2" \(1.3 Cm\) Satin & Sheer Ribbon - 164224](#)

Price: \$8.50


[Add to Cart](#)



[Cherry Cobbler & Gold 1/4" \(6.4 Mm\) Satin Ribbon - 164028](#)

Price: \$8.00

[Add to Cart](#)



[Neutrals Adhesive-Backed Sequins - 161627](#)

Price: \$7.50

[Add to Cart](#)



[Gold Mercury Vellum 12" X 12" \(30.5 X 30.5 Cm\) Specialty Designer Series Paper - 164142](#)

Price: \$10.00

[Add to Cart](#)